


QUARTERLY PHYSICAL REPORT OF OPERATION
As of September 30, 2024

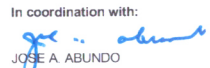
Department : Department of Labor and Employment (DOLE)
Agency/Entity : Professional Regulation Commission
Operating Unit : Central Office
Organization Code (UACS) : 16 008 0100000


Particulars	UACS CODE	Physical Target (Budget Year)					Physical Accomplishment (Budget Year)					Variance as of September 30, 2024	Remarks
		1st Quarter	2nd Quarter	3rd Quarter	4th Quarter	Total	1st Quarter	2nd Quarter	3rd Quarter	4th Quarter	Total		
1	2	3	4	5	6	7	8	9	10	11	12	13	14
PROFESSIONAL LICENSURE PROGRAM	310100000000000												
OO : Highly ethical, globally competitive, and recognized Filipino professionals ensured													
Outcome Indicator(s)													
1. Percentage of graduates in all certificate courses given professional certification		56%	56%	56%	56%	56%	61.96%	72%	63.55%		67.62%		
Output Indicator(s)													
1. Percentage of applications for licensure examinations acted upon within two (2) days from filing		100%	100%	100%	100%	100%	100% of 145,659	100% of 89,194	100% of 158,183		100% of 393,036		100% of 158,183 applications including w/o exam processed by 16 Regional Offices. (3rd Quarter) NCR – 31,015; CAR – 10,178; RO1 – 6,409; RO2 – 6,286; RO3 – 7,433; RO 4A – 9,313; RO4B – 4,911; RO5 – 9,695; RO6 – 8,446; RO7 – 12,161; RO8 – 7,059; RO9 – 10,041; RO10 – 8,648; RO11 – 13,980; RO12 – 8,930; RO13 – 3,678
2. Percentage of test items prepared/formulated/peer reviewed by the Professional Regulatory Boards		100%	100%	100%	100%	100%	100%	100%	100%		100%		100% of 15,652 test items prepared/formulated/peer reviewed by the Professional Regulatory Boards (3rd Quarter)
3. Percentage of statistical data for monitoring of school performance generated within one day after the release of examination results		100%	100%	100%	100%	100%	100%	100%	100%		100%		100% of 20 examination results tabulated, computed and released (3rd Quarter) 64,713 examinees tested in various testing centers. (3rd Quarter) NCR – 25,957; CAR – 7,317; RO1 – 1,386; RO2 – 1,166; RO3 – 607; RO 4A – 1,505; RO4B – 410; RO5 – 1,285; RO6 – 2,234; RO7 – 7,393; RO8 – 1,629; RO9 – 1,296; RO10 – 2,131; RO11 – 7,858; RO12 – 1,577; RO13 – 962
PROFESSIONAL REGULATION PROGRAM	310200000000000												
OO : Highly ethical, globally competitive, and recognized Filipino professionals ensured													
Outcome Indicator(s)													
1. Percentage increase in number of professionals registered under various mutual recognition arrangements within ASEAN and other countries including international trade agreements where the Philippines is a signatory		2%	2%	1%	1%	6%	2.78%	2.48%	1.04%		6.3%		131 registered ASEAN professionals (as of September 2024)
2. Percentage of cases resolved within three (3)		5%	5%	5%	5%	5%	17.53%	18.35%	21.97%		19.28%		21.97% or 167 cases resolved over 760 cases for resolution: Cases Resolved: HID – 26; NCR – 24; CAR – 10; RO1 – 7; RO2 – 0; RO3 – 5; RO4A – 0; RO4B – 7; RO5 – 20; RO6 – 0; RO7 – 9; RO8 – 4; RO9 – 0; RO10 – 2; RO11 – 53; RO12 – 0; RO13 – 0;

Department : Department of Labor and Employment (DOLE)
 Agency/Entity : Professional Regulation Commission
 Operating Unit : Central Office
 Organization Code (UACS) : 16 008 0100000

Particulars	UACS CODE	Physical Target (Budget Year)					Physical Accomplishment (Budget Year)					Variance as of September 30, 2024	Remarks
		1st Quarter	2nd Quarter	3rd Quarter	4th Quarter	Total	1st Quarter	2nd Quarter	3rd Quarter	4th Quarter	Total		
1	2	3	4	5	6	7	8	9	10	11	12	13	14
months													(3rd Quarter) Cases for Resolution: HID – 508; NCR – 1; CAR – 10; RO1 – 4; RO2 – 0; RO3 – 10; RO4A – 2; RO4B – 56; RO5 – 79; RO6 – 0; RO7 – 0; RO8 – 5; RO9 – 0; RO10 – 0; RO11 – 85; RO12 – 0; RO13 – 0 (3rd Quarter)
Output Indicator(s)													
1. Percentage of request for professional identification cards (PICs) and registration certificates acted upon within the prescribed timeframe		100%	100%	100%	100%	100%	100% of 104,926	100% of 72,957	100% of 73,484		100% of 251,367		100% of 73,484 initial registration of 16 Regional Offices. (3rd Quarter) NCR – 12,806; CAR – 2,921; RO1 – 3,516; RO2 – 2,673; RO3 – 5,716; RO 4A – 7,932; RO4B – 2,579; RO5 – 5,504; RO6 – 4,952; RO7 – 6,539; RO8 – 2,491; RO9 – 3,084; RO10 – 3,366; RO11 – 4,237; RO12 – 3,359; RO13 – 1,809.
2. Percentage of complaints with investigations conducted		100%	100%	100%	100%	100%	100% of 176	100% of 127	100% of 142		100% of 445		100% of 142 complaints with investigations conducted. (3rd Quarter) HID – 22; NCR – 51; CAR – 2; RO1 – 2; RO2 – 3; RO3 – 22; RO 4A – 2; RO4B – 3; RO5 – 6; RO6 – 0; RO7 – 13; RO8 – 1; RO9 – 0; RO10 – 1; RO11 – 14; RO12 – 0; RO13 – 0.
3. Number of institutions and establishments where professionals are employed that are inspected and monitored		273	272	273	272	1,090	431	363	322		1,116		
PROFESSIONAL DATABASE MANAGEMENT PROGRAM	310300000000000												
OO : Highly ethical, globally competitive, and recognized Filipino professionals ensured Outcome Indicator(s)													
1. Percentage reduction of process cycle time of frontline services upon conversion to online services		96%	96%	96%	96%	96%	96%	96%	96%		96%		
Output Indicator(s)													
1. Percentage increase in the number of applicants and professionals provided with online services		36%	32%	35%	32%	33.75%	39.2%	39.2%	39.2%		39.2%		

Prepared By: 
 GLORIA L. ASINAS
 Planning Officer V
 Date: October 28, 2024 11:11 AM

In coordination with:

 JOSE A. ABUNDO
 Director IV
 Date: October 28, 2024 11:11 AM

Approved By: 
 ERWIN M. ENAD
 Officer-in-Charge
 Date: October 28, 2024 01:04 PM